

# Welcome Students and Families



Virtual Orientation

August 27, 2020

Karen Crites Grigsby

Director of Curriculum,

Madison-Plains Local School District





**MPVVS**

Madison-Plains Virtual School

Virtual Orientation

August 27, 2020

- 
- Contacting our teachers
  - Family involvement
  - Student Participation and Attendance




# Virtual Class Time Office Hours Email & Phone

*Communicating with our teaching staff*



# Family Commitment to "Option 2"

- Provide reliable internet access for your student to participate in full-time distance-learning.
- Actively monitor student engagement and completion of assignments.



BEING A

**LEARNING COACH**

FOR YOUR CHILD



# PARENT SUPPORT

Parents and guardians are an integral part of a child's education.

Although each MPVS course is led by a Madison-Plains teacher who provides online instruction, elementary and middle grade students need additional guidance and supports. The parent and guardian serves as a learning coach.


Learning coaches support students by:



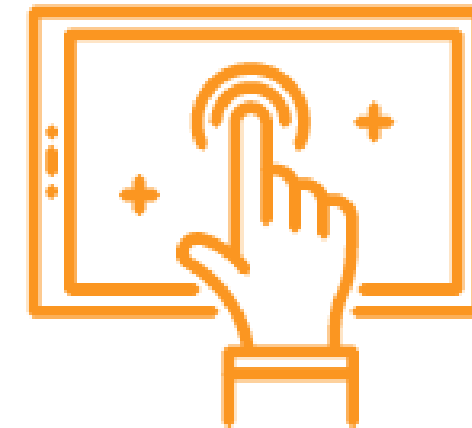
MONITORING  
STUDENT DAILY



MAINTAINING  
WEEKLY  
PROGRESS



ENSURING  
CONTENT  
MASTERY



HELPING WITH  
COURSE  
NAVIGATION







# MPVVS SUCCESS PLAN



Parents and guardians are an important partner to making an online education successful. Work with your child and discuss the expectations and the rules. Allowing your student to have a say in the rules will give him or her more buy-in. You can add to this list or change it to fit the needs of your family.

- Work using your best effort during lesson times
- Reserve play for break times
- Cell phones or other distracting devices are put away during lesson time.
- Any overdue lessons at the end of the week are completed over the weekend.

# FAMILY PLAN


# FOR SUCCESS

---

Suggestions for parents serving as learning coaches:

- 1 PREPARE WEEKLY SCHEDULE
- 2 PREVIEW LESSONS AND PREPARE FOR ANY NEEDED SUPPLIES
- 3 OVERSEE ORGANIZATION OF THE LEARNING SPACE
- 4 FOR ELEMENTARY STUDENTS, ASSIST WITH LESSONS FROM THE TEACHER
- 5 FOR MIDDLE AND HIGH SCHOOL PROVIDE GUIDANCE AND SUPPORT
- 6 SUPERVISE DAILY LESSON COMPLETION

# STUDENT TASKS → FOR SUCCESS



*TO DO* →

Assist parents/learning coach in the organization of your learning space and the weekly schedule.

01

*TO DO* →

Complete lessons and assessments with the the best effort you can give. Prepare for tests and quizzes.  
Review assessments with your learning coach and teacher.

02

*TO DO* →

Attend all live sessions and review sessions with your teacher. Communicate with your teachers and school staff by email, phone call, or Buzz.

03

# HOW TO CREATE A DEDICATED LEARNING SPACE

## Location

- Quiet - learning space should be away from distractions like tv or siblings engaged in other activities.
- Monitored - the learning coach should allow for independence but also need to be able to easily monitor the student to check on progress
- Comfortable - the student should have a space that is conducive to learning and also allows for movement. The student doesn't have to sit at a desk all day in order to learn.

## Items to Include

- Computer- all lessons require the student to complete and submit work via computer. Most communication will take place online in a secure platform.
- Printer - some lessons may require the student to print resources. Some students may prefer to complete lessons on paper and then upload as a digital file.
- Headset and webcam: these will be needed for live sessions and communication with the teacher. Headsets will also be helpful if multiple students in a household are completing online lessons at the same time.
- Notebooks, folders, pens, pencils, paper.

## Organization and planning

- Learning spaces should be organized with supplies that are easy to find.
- The learning space should be designated as the "classroom" so it is known as a time to work.
- Consider comfort level for increased screen time. Such as a dedicated desk or table, ability to sit or stand with the screen at eye level.
- Hang inspirational posters or sayings on the wall.

# HOW TO CREATE A SCHEDULE AND STAY ON TRACK



There will be flexibility in the daily schedule you create, but your student will still need to fulfill Ohio's attendance requirements by completing daily/weekly lessons. Lessons and assignments will be viewable on a weekly basis so you know what must be accomplished.

01



Consider your student's preferred time to complete the different subjects and classes. You will find some classes take more time while some can be completed in less time. Include that into your daily schedule.

02



Consider computer usage and internet bandwidth with the family. If someone works from home and needs to utilize the computer, schedule time for sharing. If multiple children are sharing the same device, schedule one child for independent reading while the other is online. Color code the daily schedules for the different people who share the same device.

03

# ELEMENTARY SAMPLE DAILY SCHEDULE FOR PARENTS TO CREATE



Sample Times	Monday	Tuesday	Wednesday	Thursday	Friday
8:30	Morning Meeting	Morning Meeting	Morning Meeting	Morning Meeting	Morning Meeting
8:45	Literacy	Literacy	Math	Math	Literacy
9:45	Free Play/ Recess	Free Play/ Recess	Free Play/ Recess	Free Play/ Recess	Free Play/ Recess
10:15	Math	Math	Literacy	Literacy	Math
11:15	Specials A	Specials B	Wellness/ Social Emotional	Specials A	Specials B
11:45	Lunch and Free Play	Lunch and Free Play	Lunch and Free Play	Lunch and Free Play	Lunch and Free Play
12:45	Independent Reading	Independent Reading	Independent Reading	Independent Reading	Independent Reading
1:30	Science/Social Studies	Science/Social Studies	Science/Social Studies	Science/Social Studies	Science/Social Studies
2:15	Free Play/ Recess	Free Play/ Recess	Free Play/ Recess	Free Play/ Recess	Free Play/ Recess
2:30	Small Group/phonics	Small Group/phonics	Small Group/phonics	Small Group/phonics	Small Group/phonics
3:00	End of day check out	End of day check out	End of day check out	End of day check out	End of day check out



# INTERMEDIATE AND JR. HIGH SAMPLE DAILY SCHEDULE FOR PARENTS & STUDENTS TO CREATE TOGETHER



Sample Times	Monday	Tuesday	Wednesday	Thursday	Friday
8:00	English Language Arts	English Language Arts	English Language Arts	English Language Arts	English Language Arts
9:00	Science	Science	Science	Science	Science
9:45	Break	Break	Break	Break	Break
10:00	Math	Math	Math	Math	Math
11:00	Independent Reading	Independent Reading	Independent Reading	Independent Reading	Independent Reading
11:30	Lunch/Break	Lunch/Break	Lunch/Break	Lunch/Break	Lunch/Break
12:30	Elective	Elective	Elective	Elective	Elective
1:15	Social Studies	Social Studies	Social Studies	Social Studies	Social Studies
2:00	Small Group/Teacher Check in	Small Group/Teacher Check in	Small Group/Teacher Check in	Small Group/Teacher Check in	Small Group/Teacher Check in
2:30	Wellness	Wellness	Wellness	Wellness	Wellness
3:00	End of day check out	End of day check out	End of day check out	End of day check out	End of day check out



# HIGH SCHOOL SAMPLE DAILY SCHEDULE FOR STUDENTS & PARENTS TO ESTABLISH TOGETHER



	Sunday	Monday	Tuesday	Wednesday	Thursday	Friday	Saturday
8:00 AM		English 9	English 9	English 9	English 9	English 9	
8:30 AM							
9:00 AM		English 9 LiveLesson	Earth Science	Earth Science	Earth Science	Earth Science	
9:30 AM							
10:00 AM		BREAK	BREAK	BREAK	BREAK	BREAK	
10:30 AM		Earth Science	Spanish 1	Spanish 1	Spanish 1	Algebra 1 LiveLesson	
11:00 AM							
11:30 AM		Lunch	Lunch	Lunch	Lunch	Lunch	
12:00 PM		PE	Health	PE	Health	PE	
12:30 PM		Algebra 1	Career Prep A	Science LiveLesson	Career Prep A	Algebra 1	
1:00 PM							
1:30 PM				World History	World History		
2:00 PM			PIANO			BREAK	
2:30 PM		SOCCER				World History	
3:00 PM				SOCCER	SOCCER		
3:30 PM							
4:00 PM			World History				
4:30 PM				Algebra 1	Algebra 1		
5:00 PM		World History					





# SAMPLE DAILY SCHEDULE: TWO- STUDENT



## Example two-student schedule

Master Schedule							
	Sunday	Monday	Tuesday	Wednesday	Thursday	Friday	Saturday
9:00 AM		Social Studies World History	Language Arts LiveLesson Algebra 1	Social Studies World History	Social Studies World History	Ed Tech English 9	
10:00 AM		Ed Tech English 9	Language Arts Career Prep A	Language Arts English 9 LiveLesson	Art English 9	Science LiveLesson Algebra 1	
11:00 AM		Math Spanish 1	Science World History	Science English 9	Language Arts Science LiveLesson	Science World History	
12:00 PM		LUNCH LUNCH	LUNCH LUNCH	LUNCH LUNCH	LUNCH LUNCH	LUNCH LUNCH	
12:30 PM		PE PE	PE Health	PE PE	PE Health	PE PE	
1:00 PM		Language Arts Math LiveLesson	Math Spanish 1	Math LiveLesson Algebra 1	Math Earth Science	Language Arts Earth Science	
2:00 PM		Portfolio Completion Earth Science	Earth Science	Math Career Prep A	Spanish 1	Math World History LiveLesson	
3:00 PM		Algebra 1	English 9	Earth Science	Algebra 1		

Key:  
Sally - Green  
John - Brown




# ATTENDANCE

- Completion of weekly assignments
- Engagement in virtual meetings
- Attendance recorded on Mondays for the previous week



# Accessing MPVS

- Visiting the district website at [www.mplsd.org](http://www.mplsd.org) and selecting the MPVS icon.
- 
- Go directly to <http://mpvs.agilixbuzz.com/>



# Google Single Sign-On

- Students will use the same email address and password they use to access their school accounts.
- Username = school email address
- Full first name full last name @mplsd.org
- [rebeccagrigsby@mplsd.org](mailto:rebeccagrigsby@mplsd.org)
- Password = combination of your initials and lunch number
- The first initial is upper-case; the last initial is lower case
- Example- Rg.99999.

Predictable weekly schedule

Office hours

Contact information

View the MPVS portal

Meeting with your child's teachers